


Replacing A Broken Snap




Parelli Instruktoren
+41818344939
www.parelli-instruktoren.com


- 1.** Using bolt cutters or a hacksaw, cut off the broken snap. **DO NOT CUT THE ROPE!**



- 2.** Loosen and remove the side screw from the replacement snap to open the bottom ring.



- 3.** Attach the replacement snap ring through the loop of the rope.



- 4.** Close the snap ring and securely screw it shut.

